

Southern Maryland Rock and Mineral Club



Rock Talk



March, 2019

Next Meeting:
March 26, 2019@7:00 PM

Program
The Hogg Mine, LaGrange, Georgia
Bob Farrar

Refreshments
Sondra Fielder

Clearwater Nature Center, 11000 Thrift Road, Clinton, MD.

Geode Cracking at the February 2019 Meeting, Presented by James White. (Photos by Richard Simcsak)



In this issue:	
February Minutes	2
Items Wanted/For Sale	3
Upcoming Shows and Events: 2019	3
Eastern Standard Hounding 2018	4
Member's Finds	6
Official SMRMC Field Trip Notice	7
Advertisement of Upcoming Events	9-12



FEBRUARY MINUTES

Submitted by Cheryl Reese

DATE: Meeting was called to order at 7:10 PM by Sondra Fielder, President.

VISITORS/NEW MEMBERS:

One new visitor considering joining whose interest is in flint knapping.

MEMBERSHIP: Members are close to having their memberships expire and 12 have already expired. If you are unsure what your status is contact Joe Davis or any officer of the club.

NEWSLETTER: Nothing new to report.

TREASURER: Dave finally got reimbursed from MNCCP for \$230 for paying the EFMLS dues

FIELD TRIPS:

MARCH 23, 2019 Odessa Delaware for petrified wood

MARCH 30, 2019 Chestnut Ridge in Virginia for quartz crystals

APRIL 13, 2019 Mount Pleasant site, Quarryville, Pa. Amethyst and smoky quartz. There is 15-piece limit due to Limited resource and popularity. Rain date is April 20th. If you are interested in attending any of these trip Contact Dave.

Dave is still trying to secure a trip to Vesuvius Dixie mine for rockbridgite

PROGRAMS: Tonight's program was geode cracking guided by Jim White. March program is by Bill Stevens on The Hogg mine in LaGrange Ga. Refreshments by Sondra April program is by Bob Farrar on Morrocco a Fossil Collectors Paradise. He will have specimens to view. Refreshments by Harry and Tina

WEBSITE: Everything up to date.

OLD BUSINESS: The club has 2 free tickets to a resort in Mt Ida for the Amateur crystal dig they do in October. See Dave for information about this if you may be interested.

NEW BUSINESS: Dave read a letter from a member of our club updating us on how he has been doing.

Rich has been trying to promote club through local tricounty newspapers providing meeting dates and times and contact info.

A discussion ensued to either print pamphlets or business cards to place in libraries etc containing info on our club meetings and times.

Gary recommended vista print

ADJOURNED: Meeting adjourned at 7:33 pm, followed by refreshments Ralph provided.

ITEMS WANTED/FOR SALE

For Sale – Virginia unakite slabs (approx ¼ inch thick) – \$0.50 per square inch (this is half off regular price). Call Dave (240) 427-7062.

For Sale – SMRMC Only 4 remaining t-shirts for sale: size small (1) at \$9.00; and large (3), also at \$9.00 each Contact Tina @ htleague@comcast.net

UPCOMING SHOWS AND EVENTS 2019

March 30-31: Plymouth Meeting, PA. Annual Gem, Mineral & Fossil Show sponsored by the Philadelphia Mineralogical Society and Delaware Valley Paleontological Society. LuLu Temple, 5140 Butler Pike, (PA Turnpike, exit 333 or I-476, exit 20). Info: www.phillyrocks.org

April 5-6: Alexandria, VA. Atlantic Micromounter's Conference, Holiday Inn, www.dcmicrominerals.org (see flyer)

April 11-14: Rochester, NY. Rochester Mineralogical Symposium, Radisson Hotel Rochester Airport at 175 Jefferson Road 14623, <https://www.rasny.org/minsymp/> (5hr 41m from Baltimore)

April 27: Franklin, NJ. Third Annual Super Digg at the Franklin Mineral Museum, 32 Evans St, Day and night digging, info@franklinmineralmuseum.com (see official

field trip notice)

May 4-5: Pittston, PA. Treasures of the Earth, St. Joseph's Oblates, 1880 Highway 315, 18640, 570-254-9879

May 11: Towson, MD. 30th Annual Chesapeake Gem, Mineral & Fossil Show hosted by the Chesapeake Gem & Mineral Society. Ruhl Armory, 1035 York Rd; Towson, MD. 21204. 10:00 am – 4 pm. INFO: chesapeakegemandmineral.org

Eastern Standard Hounding 2018


Article and Photos by Timothy Foard

Once again the darkness came early, when it's too late for me to make any side trips from my daily commute home. And once again I armed myself with the shortwave lamp and tread forth into the Eastern Standard night to seek out rocks. This year of nocturnal prospecting was a relatively brief one for me, for around the same time, there were several events which competed for my time.

There were a couple of things learned from my last venture early in 2017. One was that I rigged my lamp to be more useful in the field first by covering the filter with half-inch screen wire to protect it from contact with rocks and other hard objects. In addition, I also cut off the bottom half of a CPVC T-joint and tied the top section, which contained the intact joint, to the handle of my lamp. I then used a 3-foot section of CPVC pipe the same diameter as the joint and insert it into the joint section in the handle. This way, I was able to search for florescent minerals without excessive stooping or bending. Since my shortwave unit runs on AC, to make it useful for field work requires a DC power source and a power converter to convert DC to AC. A couple of companies which sell field power kits include a cigarette lighter type power converter. The other thing I learned was that cigarette lighter converters cannot handle the load even from a

small AC shortwave lamp and will quickly short out. I went through a few before I realized the cause of the problem. Now I use an inverter which is rated to at least the same wattage as my lamp, remove the cigarette lighter receptacle, and attached the wires directly to the battery. The battery is a 12 volt lead sealed type which slips inside a pouch of a tool belt which I attach around my waist. This eliminated using my hands to carry the battery, which can be quite heavy. The inverter fits inside another pocket in the tool belt with the AC outlet facing up, making it easy plug in the lamp.

First evening: Parking area adjacent to Patapsco River. This is the same area where I found the bright green florescent mineral. I wanted to check whether the stream current uncovered additional florescent minerals. Most of the rocks in this part of the stream are metamorphic in origin, but some pegmatites chunks are present as well. I saw little in florescent materials that night. I did find a new florescent mineral, "monofilamite", although I don't think I will have much success in getting official recognition for it.



Second Evening: along the railroad tracks outside Patapsco State Park, next to the Patapsco River. I wanted to go down into the stream to search, but the water was too high and I resorted to searching along the tracks. I saw some feldspar which gave off a weak deep red glow.

Third Evening: Fanny Frost Quarry in Howard County. Unfortunately, this site lies in state park property. It is a pegmatite outcrop where feldspar was once mined. While many of the pegmatites in the county are not particularly diverse in terms of mineral richness, this particular site is noted for the diversity of minerals—including sphene, beryl, and diopside—which were found in the past. During one of my visits during the day I saw large crystals of diopside imbedded in the feldspar. There were small ponds nearby, more like water-filled holes. One of the residents who live in the area told me that these ponds were once inhabited by wood frogs, which bred there every spring. Then the ranavirus was discovered at the site, which later wiped out the frog population. Now the ponds are silent. I am hopeful the ponds will once again echo with their calls.



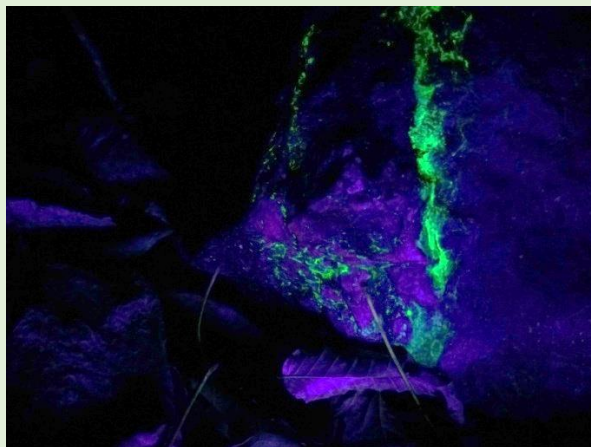
This site is also popular to cyclists, and bike trails crisscross the area. At night a florescent arrow points the way—to where—I don't know perhaps to stay on the beaten path.



It didn't take long before I found some more of the green florescent material.



The first specimen under visible light looked like it was made up of largely quartz and a small amount of muscovite, but the short wave light revealed a green streak across the rock. About fifteen minutes of searching turned up several pieces. I did not take the rocks with me when I finally left the place.



I had long suspected the green florescence was due to the presence of uranium, which is well known for its bright greenish or yellow-greenish glow. What I didn't know was how much of it is required to give off an intense glow. I had the chunk I collected last year checked on two separate occasions with sensitive Geiger counters and in both instances the level of radiation did not appear to be higher than background levels. It seems that only minute or maybe even trace amounts are needed for producing such intense fluorescence.

This year was a rather short one for my nighttime prospecting. There were too many things which got in the way and before I knew it, the darkness had retreated again as the days lengthen, Next year I hope to venture forth again and explore the night, this time armed with additional lamps which give off longer wavelengths of UV light.

Member's Finds

These photos are some Native American artifacts purchased by Dave Lines from a collector in California. Photo by Rich Simcsak.



Collected any interesting specimens? Send a photo or two to the editor at bmorebugman@yahoo.com for inclusion in the next issue of Rock Talk.

SMRMC OFFICERS

PRESIDENT

Sondra Fielder

Sondra611@verizon.net

Program Vice President

Carole Raucheson

caroleal@verizon.net

Membership Vice President

Joe Davis

J1964d@netzero.net

Secretary

Cheryl Reese

cheryl_59@comcast.net

Field Trip Chairman

David Lines

Dave.lines@earthlink.net

Treasurer

David Lines

Dave.lines@earthlink.net

Editor

Timothy Foard

bmorebugman@yahoo.com

Webmaster

Bob Davison

Bob.Davison2@yahoo.com

Official Field Trip of the Southern Maryland Rock and Mineral Club to Chestnut Ridge, Bath, County, VA for Quartz Crystals (loose and clusters)

Maximum of 30 people. (quartz crystals are plentiful – everyone will find them). Trip Leader = Dave Lines

Date: Sat, March 30, 2019

Meeting Time/Location: 8:00 a.m. at Burger King on South Side of U.S Rt 250 (west) (physical address is “1034 Richmond Rd., Staunton, VA 24401”)

Food/Drinks: Individual responsibility --- recommend bring lunch, snacks, bottled water

Topography: *Very steep climb* to site over loose rocks/leaves/logs up a mountain for about a mile. Crystals in 2 locations --- ½ way and near top (2,700’ elevation). Travel by foot only. Trip leader will mark a trail (pretty much straight up) with surveyor’s tape so you can climb at your own pace.

Tools: Rock hammer, 4 pound hammer, safety glasses (for eye protection), garden scratcher, 5 gallon bucket/backpack (for your rocks), old newspaper to wrap/protect your specimens. Optional: fold-up Army shovel & small screen to sift dirt.

Clothing: light winter clothing, brown cotton gloves, ball cap, sturdy footwear (**good hiking boots with ankle support and deep tread**). Recommend coveralls or old clothes while collecting so you can change back into clean clothes before your ride home. It can be chilly, so cheap cotton gloves with tips of index finger and thumb cut off (to pick up xls) are very helpful. A cheap plastic roll-up poncho is always good insurance.

Special remarks: (1).No restroom facilities; (2). Per current National Park regulations plus specific written guidance from regional headquarters, our club has permission to collect specimens from this specific location for our “own use” only --- no commercial digging is allowed. Handtools are only tools allowed. We must cover all our holes before leaving. This is a great location which was closed to collecting for 5 years until we garnered this special permission --- please make every effort to keep this site open by following their rules. Thanks.

SAFETY NOTE: -- this is a fairly difficult trip. You must be in good physical condition --- i.e., able to hike 2+ miles with your equipment (and return with specimens). *** If you have serious physical ailments, don’t go. **Note to “first timers”** – yes, this is a long trip and a physically challenging climb; yes, kids can go; yes, you can find some crystals along the way to the top.

Approx Timeline: 8 am, meet at Burger King and caravan to Chestnut Ridge; 9 am – Arrive at parking area at foot of mountain; 9-11 am, Climb mountain; 11 am to 3 or 4 pm, Find Crystals; 4-5 pm, Descend mountain; 5-10 pm, Drive home

Directions: Use a Virginia state map --- from Southern MD, I-95 to I-295 (W) to I-64 (W) to I-81 (N) to Exit 222. Take U.S. 250 west approx 1 mile. Meet at Burger King on left (1034 Richmond Rd., Staunton, VA).

Fatigue/Rest: You might consider staying overnight at a motel in Staunton.

Weather: ** Snow cover / predicted bad weather such as snow, rain and/or all-day below freezing temperatures could cause this trip to be cancelled.

Trip Sign-up: **SMRMC Members:** (include your name and **CELL PHONE number**) sign-up at club meetings or by email to dave.lines@earthlink.net by 3-26-19.

An Official Trip of the Southern Maryland Rock and Mineral Club(*) --- Field Trip to Franklin Super Dig, Ogdensburg, New Jersey on Saturday, April 27, 2019

Meeting Time --- 9:00 a.m. at the registration booth on Saturday, April 27, 2019.

Club Membership --- attendees must be a paid up member of an AFMS Club that carries insurance.
You must have your membership card with you at the registration booth.

Locations --- Adjacent to the Franklin Mineral Museum at 32 Evans Street, Franklin, NJ 07416.
See Google maps driving directions.

Safety --- The location will require signing a waiver. Common sense says to wear gloves, **eye protection is necessary**, wear sturdy shoes/boots and long pants, use sunscreen and stay hydrated. Stay alert.

What to Collect ---Fluorescent minerals at the dig. Over 350 types of minerals found, roughly 80 of them fluoresces.

SEE WEBSITE: Super Diggg.com. All of the information is there in great detail. You must pre-register on the website: *uvworld.org*.

Recommended Equipment --- UV lamp (you can rent them there if you do not have one), **Make sure your UV lamp is a short wave (wavelength of 254 nanometers) type, as over 90% of florescent minerals will do so under short wave.** black blanket or cloth if you want to cover up rocks during the day in the field to examine them) sturdy shoes/boots (no sneakers or sandals), work gloves, **safety glasses are a must, hard hat is required**, rock hammer, crack hammer, (chisels-only if you want to break some large rocks), 5 gal. bucket, small hand truck if you plan on collecting a lot of rocks (buckets get heavy very quickly- just remember there is a charge of 1.50 per pound), flashlight, Rain poncho nice to have. Bottled water/snacks.


Mine Descriptions / Hints --- Research the web --- good info and pix of what to expect at the place is readily available. If you do your homework, your experience will be more enjoyable. Be prepared to do a lot of walking, the mine and museum tours take up a great deal of time and miles....very well spent time! A must for first timers!!

Vehicles --- Plenty of parking near the mine. Signs will be posted.

Fees --- Pre-register. \$25.00 per person to attend, which includes tours of the museum and mine tunnels as well as collecting at the Buckwheat Mineral Dump . For those who wish to collect at the Mill Site for a 3-hour session, there is a premium fee of \$50.00, which also includes all day collecting at the Buckwheat site. Equipment can be rented. Must be member of the club for our insurance to be credited to attendees. Rocks are charged by the pound, location and time: Daytime per pound rate is \$1.50; Nighttime--\$3.00/lb; Premium--\$3.00/lb. **Cash Only!**

Misc --- No mail-in registration this year. On-site registration available Saturday morning. Cash only + 5 dollar surcharge. Children 5-12 can only collect in the mine dump run. 12 and over can collect in the pits with the adults. All children can go on the tours as long as they are able to climb the ladders. This is a "rain or shine" event. It is still cold there in April, dress accordingly.

Motels- there are plenty of motels within 20 miles of the mine. The ones south of Ogdensburg are much more inexpensive than the ones north near the ski resorts.



**THIS IS OUR 4th YEAR AT THE
WILLOW GROVE NATURE CENTER
AT CROMWELL VALLEY PARK**

The Willow Grove Nature Center is located at the Willow Grove Farm entrance to Cromwell Valley Park, 2175 Cromwell Bridge Road, Parkville, MD 21234.

Mark your calendars for **2019** - Primitive Technology Weekend will be held Saturday, May 4th at 10 AM to 4 PM, & Sunday, May 5th at **10 AM to 1 PM**. Campers are able to arrive on Friday, May 3rd to set-up.

Questions?

F. Kirk Dreier - Senior Naturalist Cromwell Valley Park

Phone: 410.887.2503 / Fax 410-823-5857

Email: kdreier@baltimorecountymd.gov

Website: www.cromwellvalleypark.org

Beltway, I-695 to Exit 29, Cromwell Bridge Rd.

At the traffic light at the end of the exit ramp, turn **LEFT** (East) onto **Cromwell Bridge Rd.**

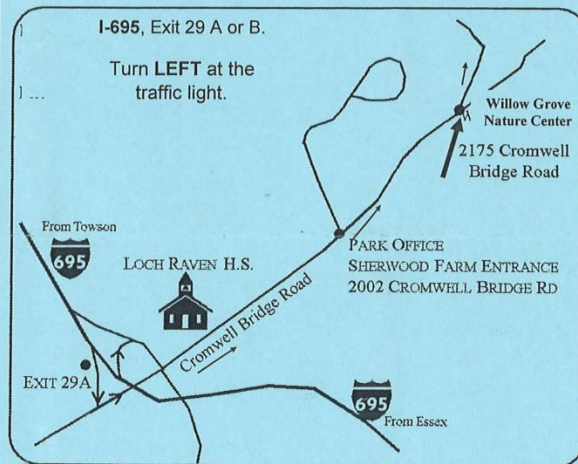
Continue on **Cromwell Bridge Rd** past Loch Raven High School.

The 1st entrance to the park is Sherwood Farm. **DO NOT TURN INTO the SHERWOOD FARM entrance!**

Go ½ mile past the Sherwood Farm entrance to the **2nd entrance, WILLOW GROVE FARM.**


Turn **LEFT** into the driveway and continue across the bridge.

Directions for parking, camp sites and work sites will be posted!



Should you require special accommodations (i.e., language interpreter, large print, etc.) please give as much notice as possible by calling the CV Park office at 410.887.2503, or the Therapeutic office at 410.887.5370.





46th Annual

Atlantic Micromounters' Conference



Holiday Inn Express, Alexandria, VA

April 5-6, 2019

dcmicrominerals.org

The Micromineralogists of the National Capital Area, Inc.

The Micromineralogists of the National Capital Area, Inc. invite you to attend our annual Atlantic Micromounters' Conference on April 5 – 6, 2019 at the Holiday Inn, Alexandria. 6055 Richmond Hwy, Alexandria, VA 22303 Phone (571) 257-9555



Author Extraordinaire, Dr. Robert J. Lauf

Speaker, Robert J. Lauf holds a Ph.D. in Metallurgical Engineering from the University of Illinois. His scientific career included over twenty years at Oak Ridge National Laboratory, where he conducted research on topics ranging from nuclear fuel, coal by-products, materials synthesis, microwave processing, sensors, optical materials, and biomineralization. He has been granted fifty U.S. Patents for his inventions, many of which have become successful industrial products. He is now a Registered Patent Agent and technology consultant. He has published numerous books on mineralogy. His topics include: 1. Electron Microscopy: The Final Frontier of Magnification 2. Mineralogy of Uranium and Thorium 3. Orthosilicates.

Dr. Lauf will present his first program 7pm on Friday evening. Conference attendees are also encouraged to share their mineral collecting stories.

Saturday evening Dr. Michael Pabst will present Rare Earth Minerals.

Special recognition, MNCA legacy member Erich Grundel

We will have a silent auction as well as our annual micromount auction on Saturday. There will be plenty of micro giveaways and dealers. Also, remember if you have a microscope, bring it.

Saturday lunch is included, consisting of deli sandwiches, side dishes, beverages, and dessert. Dinner will be on your own. Cost for 2-day conference \$30.

Friday 6 – 9:30pm Saturday 8:30am – 9pm

46th Atlantic Micromounters' Conference April 5-6, 2019

Registration dcmicrominerals.org

Make checks payable to: **Atlantic Micromounters Conference**

Registrants may pick up their packets and name tags on Friday evening.

Return registration to: Kathy Hrechka
7201 Ludwood Court
Alexandria, VA 22306

Reserve your hotel room before March 22 to receive the \$135. conference rate.
Call Holiday Inn, Alexandria, VA (571) 257-9555

----- cut here

Please print all information and return this portion to Kathy, along with your payment. 2019

Name _____

Address _____

City _____ State _____ Zip Code _____

Telephone _____ Email _____

Pre-registration \$30. Number _____ Total \$ _____

Registration at the door will be \$35. Check the portions of the conference you will be attending.

Friday Reception 6 – 9:30pm _____ Saturday Conference 8:30am 9pm _____

30th Annual

**Chesapeake
Gem & Mineral Show**

Saturday, May 11, 2019
10 AM – 4 PM

Ruhl Armory - Towson, MD

FREE ADMISSION

Top Mineral Dealers, Original Jewelry,
Fossil Dealers, Rough & Cut Gemstones
Silent Auctions, Door Prizes

Free minerals for kids

www.chesapeakegemandmineral.org

Directions: Take I-695 (Baltimore Beltway)
to exit 26 - York Road South
Ruhl Armory is on the east side of York Road
(across from a car dealer and funeral home)
just inside I-695.

**The Southern Maryland Rock and Mineral
Club**

Meetings take place on the 4th Tuesday of
each month at 7:00pm

Clearwater Nature Center, 11000 Thrift
Road, Clinton, MD.

For More information, call:

(301) 297-4575

We're on the web:

